Stingfish 2



Break and file the base part as shown in the picture

Break and file the parts as shown in the picture



Glue the parts to their proper place on the base as shown in the picture

Break and file the part as shown in the picture. Once done, Glue the part to its proper place on the base.





Break and file the parts as shown in the picture. Once done, Glue the parts to their proper place on the base. Please watch the directions



Break and file the parts as shown in the picture.



Flip the base!!! Glue these parts on the bottom side of the stingfish!!!!

Glue the parts as shown in the picture

This pyramid should NOT be on the same side with the rest of the parts we just glued!

Break and file the part as shown in the pic and glue it to the top of the pyramid.

Before handing the pin to the kids please give them safety instructions of how to use the pin.

Push the pin carefully to its place